

# USDF INTRODUCTORY LEVEL — TEST A

*(Walk—Trot)*

## 2007

**REQUIREMENTS:**

- Free walk
- Medium walk
- Working trot rising
- 20 meter circle at B & E
- Halt through walk

# NO.

	TEST	DIRECTIVE IDEAS	POINTS	COEFFICIENT	TOTAL	REMARKS
1.	<b>A</b> <b>X</b>	Enter working trot rising. Halt through medium walk. Salute - Proceed medium walk.				
2.	<b>C</b>	Track right medium walk.				
3.	<b>M</b>	Working trot rising.				
4.	<b>B</b>  <b>B</b>	Circle right 20 meters, working trot rising.  Straight ahead.		2		
5.	<b>Between B &amp; F</b>	Medium walk.				
6.	<b>K-X-M</b> <b>M</b>	Free walk. Medium walk.		2		
7.	<b>C</b>	Working trot rising.				
8.	<b>E</b> <b>E</b>	Circle left 20 meters, working trot rising. Straight ahead.		2		
9.	<b>A</b> <b>X</b>	Down Centerline. Halt through medium walk. Salute.				

Leave arena in free walk. Exit A

**COLLECTIVE MARKS:**

Gaits (freedom and regularity)		1		
Impulsion (desire to move forward, relaxation of the back)		2		
Submission (attention and confidence; harmony, lightness and ease of movements; acceptance of the aids with nose slightly in front of the vertical.)		2		
Rider's position and seat; correctness and effect of the aids.		3		

200

**FURTHER REMARKS:**

**SUBTOTAL** \_\_\_\_\_  
**ERRORS** (- \_\_\_\_\_)  
**TOTAL POINTS** \_\_\_\_\_

# 2007 INTRODUCTORY LEVEL — TEST A

Walk—Trot

USDF  
Introductory  
Level Test

# A

This unique series of tests provides an opportunity for the horse and/or rider new to dressage to demonstrate elementary skills. The tests have been designed to encourage correct performance and to prepare the horse for the transition to the USEF tests.

### AVERAGE TIME

6:00 Standard Arena  
5:00 Small Arena  
(Possibly longer for schooling shows)

\_\_\_\_\_  
Name of Competition

\_\_\_\_\_  
Date of Competition

\_\_\_\_\_  
Number and Name of Horse

\_\_\_\_\_  
Name of Rider

**MAXIMUM POSSIBLE POINTS: 200**

**FINAL SCORE**

Points \_\_\_\_\_

Percent \_\_\_\_\_

\_\_\_\_\_  
Name of Judge

\_\_\_\_\_  
Signature of Judge

### Instruction:

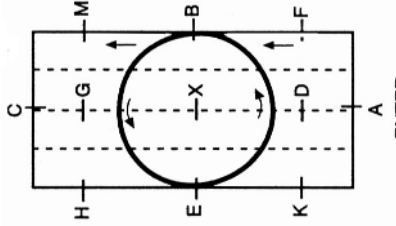
- All trot work to be ridden rising. Transitions from walk to trot and trot to walk may be performed through sitting trot with the objective of performing a smooth transition.
- Turns from center line to long side and long side to center line should be ridden as a half circle, touching the track at a point midway between the center line and the corner, and vice versa.

### Comment:

Horses should be ridden on a light but steady contact, with the exception of the free walk in which the horse is allowed complete freedom to lower and stretch out the head and neck.

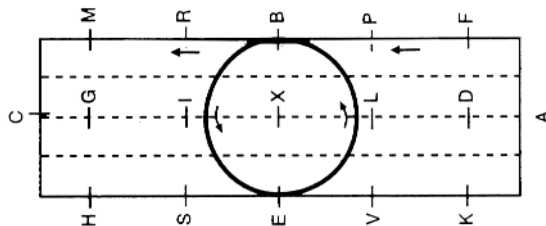
### SMALL ARENA (20 meters x 40 meters)

movement 4, 8



### LARGE ARENA (20 meters x 60 meters)

movement 4, 8



Heavy lines show the pattern to be ridden. Thinner, dashed lines should not be ridden and are pictured only to show the size and shape of arcs in the figures



UNITED STATES *Dressage* FEDERATION, INC.  
4051 IRON WORKS PARKWAY • LEXINGTON, KY 40511  
PHONE: 859/971-2277 • FAX: 859/971-7722  
E-MAIL: USDRSSAGE@USDF.ORG • INTERNET: WWW.USDF.ORG

# USDF INTRODUCTORY LEVEL — TEST B

*(Walk—Trot)*

## 2007

**REQUIREMENTS:**

Free walk - broken line  
 Medium walk  
 Working trot rising  
 20 meter circle at E  
 Halt through walk

NO.

	TEST	DIRECTIVE IDEAS	POINTS	COEFFICIENT	TOTAL	REMARKS
1.	<b>A</b> <b>X</b>	Enter working trot rising. Halt through medium walk. Salute - Proceed working trot rising.				
2.	<b>C</b>	Track left working trot rising.				
3.	<b>E</b>  <b>E</b>	Circle left. 20 meters working trot rising.  Straight ahead.		2		
4.	<b>F-X-H</b>	Change rein working trot rising.				
5.	<b>Between C &amp; M</b>	Medium walk.				
6.	<b>M-X-F</b> <b>F</b>	Free walk on two diagonals. Medium walk.		2		
7.	<b>A</b>  <b>E</b> <b>E</b>	Working trot rising.  Circle right 20 meters. Straight ahead.		2		
8.	<b>M-X-K</b>	Change rein working trot rising.				
9.	<b>A</b> <b>X</b>	Down center line. Halt through medium walk. Salute.				

Leave arena in free walk. Exit A

**COLLECTIVE MARKS:**

Gaits (freedom and regularity)		1		
Impulsion (desire to move forward, relaxation of the back)		2		
Submission (attention and confidence; harmony, lightness and ease of movements; acceptance of the aids with nose slightly in front of the vertical.)		2		
Rider's position and seat; correctness and effect of the aids.		3		

200

**FURTHER REMARKS:**

**SUBTOTAL** \_\_\_\_\_  
**ERRORS** (- \_\_\_\_\_)  
**TOTAL POINTS** \_\_\_\_\_

2007

# INTRODUCTORY LEVEL — TEST B

Walk—Trot

USDF  
Introductory  
Level Test

# B

This unique series of tests provides an opportunity for the horse and/or rider new to dressage to demonstrate elementary skills. The tests have been designed to encourage correct performance and to prepare the horse for the transition to the USEF tests.

### AVERAGE TIME

6:00 Standard Arena  
5:00 Small Arena  
(Possibly longer for schooling shows)

\_\_\_\_\_  
Name of Competition

\_\_\_\_\_  
Date of Competition

\_\_\_\_\_  
Number and Name of Horse

\_\_\_\_\_  
Name of Rider

**MAXIMUM POSSIBLE POINTS: 200**

**FINAL SCORE**

Points \_\_\_\_\_

Percent \_\_\_\_\_

\_\_\_\_\_  
Name of Judge

\_\_\_\_\_  
Signature of Judge

### Instruction:

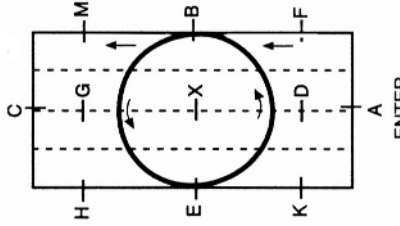
- All trot work to be ridden rising.
- Transitions from walk to trot and trot to walk may be performed through sitting trot with the objective of performing a smooth transition.
- Turns from center line to long side and long side to center line should be ridden as a half circle, touching the track at a point midway between the center line and the corner, and vice versa.

### Comment:

Horses should be ridden on a light but steady contact, with the exception of the free walk in which the horse is allowed complete freedom to lower and stretch out the head and neck.

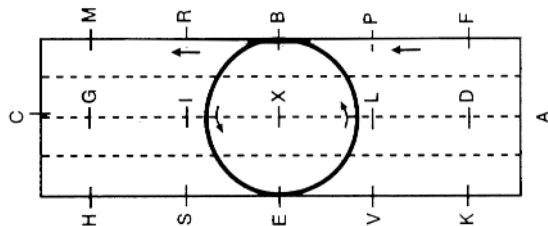
### SMALL ARENA (20 meters x 40 meters)

movement 3, 7



### LARGE ARENA (20 meters x 60 meters)

movement 3, 7



Heavy lines show the pattern to be ridden. Thinner, dashed lines should not be ridden and are pictured only to show the size and shape of arcs in the figures





**UNITED STATES EQUESTRIAN  
FEDERATION, INC.**

**2007 TRAINING LEVEL TEST 1**

---

Name of Competition

---

Date of Competition

---

Name and Number of Horse

---

Name of Rider

**FINAL SCORE**

---

Points

---

Percent

---

Name of Judge

---

Signature of Judge

## 2007 Training Level Test 1

NO. \_\_\_\_\_

**CONDITIONS:**

Arena: Standard or Small  
 Average Time: 4:00 (Std.) or 3:00 (Small)  
 Maximum Possible Points: 230

**Purpose:** To confirm that the horse's muscles are supple and loose and that it moves freely forward in a clear and steady rhythm, accepting contact with the bit.

All trot work may be ridden sitting or rising.  
 Halts may be through the walk.

*READER PLEASE NOTE: Anything in parentheses should not be read.*

	TEST	DIRECTIVE IDEAS	POINTS	Coefficient		TOTAL	REMARKS
				Y			
1	A X	Enter working trot Halt, Salute Proceed working trot	Straightness on centerline, transitions, quality of halt and trot				
2	C E	Track left Circle left 20m	Quality of turn at C, quality of trot, roundness of circle				
3	Between K & A	Working canter left lead	Calmness and smoothness of depart, quality of canter				
4	B	Circle left 20m	Quality of canter, roundness of circle				
5	Between centerline & B	Working trot	Balance and smoothness of transition, quality of trot				
6	C	Medium walk	Quality of transition and medium walk				
7	HXF F-A	Free walk Medium walk	Quality of free and medium walks, straightness and transitions	2			
8	A	Working trot	Balance and smoothness of transition, quality of trot				
9	E	Circle right 20m	Quality of trot, roundness of circle				
10	Between H & C	Working canter right lead	Calmness and smoothness of depart, quality of canter				
11	B	Circle right 20m	Quality of canter, roundness of circle				
12	Between centerline & B	Working trot	Balance and smoothness of transition, quality of trot				
13	A X	Down centerline Halt, Salute	Quality of turn at A, straightness on centerline, quality of transition and halt				
<i>Leave arena at A in walk on a long rein</i>							
<b>COLLECTIVE MARKS:</b>							
GAITS (freedom and regularity)				2			
IMPULSION (desire to move forward, elasticity of the steps, suppleness of the back, engagement of the hindquarters)				2			
SUBMISSION (attention and confidence, harmony, lightness and ease of movements, acceptance of the bridle, lightness of the forehead)				2			
RIDER (position and seat, correctness and effect of the aids)				3			

**Subtotal:** \_\_\_\_\_  
**Errors:** ( \_\_\_\_\_ )  
**Total Points:** \_\_\_\_\_ (Max: 230)

FURTHER REMARKS:



**UNITED STATES EQUESTRIAN  
FEDERATION, INC.**

**2007 TRAINING LEVEL TEST 2**

---

Name of Competition

---

Date of Competition

---

Name and Number of Horse

---

Name of Rider

**FINAL SCORE**

---

Points

---

Percent

---

Name of Judge

---

Signature of Judge

## 2007 Training Level Test 2

NO. \_\_\_\_\_

**CONDITIONS:**

Arena: Standard or Small  
 Average Time: 5:00 (Std.) or 4:00 (Small)  
 Maximum Possible Points: 280

**Purpose:** To confirm that the horse's muscles are supple and loose and that it moves freely forward in a clear and steady rhythm, accepting contact with the bit.

All trot work may be ridden sitting or rising.  
 Halts may be through the walk.

*READER PLEASE NOTE: Anything in parentheses should not be read.*

	TEST	DIRECTIVE IDEAS	Coefficient		REMARKS
			POINTS	TOTAL	
1 A X	Enter working trot Halt, Salute Proceed working trot	Straightness on centerline, transitions, quality of halt and trot			
2 C B	Track right Circle right 20m	Quality of turn at C, quality of trot, roundness of circle			
3 KXM	Change rein working trot	Quality of trot, straightness			
4 Between C & H	Working canter left lead	Calmness and smoothness of depart, quality of canter			
5 E	Circle left 20m	Quality of canter, roundness of circle	2		
6 Between E & K	Working trot	Balance and smoothness of transition, quality of trot			
7 A	Medium walk	Quality of transition, quality of medium walk			
8 FXM	Free walk	Quality of free walk, straightness, transition	2		
9 M-C	Medium walk	Quality of medium walk and transition			
10 C	Working trot	Balance and smoothness of transition, quality of trot			
11 E	Circle left 20m	Quality of trot, roundness of circle			
12 FXH	Change rein working trot	Quality of trot, straightness			
13 Between C & M	Working canter right lead	Calmness and smoothness of depart, quality of canter			
14 B	Circle right 20m	Quality of canter, roundness of circle	2		
15 Between B & F	Working trot	Balance and smoothness of transition, quality of trot			
16 A X	Down centerline Halt, Salute	Quality of turn at A, straightness on centerline, quality of transition and halt			
<i>Leave arena at A in walk on a long rein</i>					
<b>COLLECTIVE MARKS:</b>					
GAITS (freedom and regularity)			2		
IMPLICATION (desire to move forward, elasticity of the steps, suppleness of the back, engagement of the hindquarters)			2		
SUBMISSION (attention and confidence, harmony, lightness and ease of movements, acceptance of the bridle, lightness of the forehead)			2		
RIDER (position and seat, correctness and effect of the aids)			3		

**FURTHER REMARKS:**

Subtotal: \_\_\_\_\_  
 Errors: ( \_\_\_\_\_ )  
 Total Points: \_\_\_\_\_ (Max: 280)



**UNITED STATES EQUESTRIAN  
FEDERATION, INC.**

**2007 TRAINING LEVEL TEST 3**

---

Name of Competition

---

Date of Competition

---

Name and Number of Horse

---

Name of Rider

**FINAL SCORE**

---

Points

---

Percent

---

Name of Judge

---

Signature of Judge

## 2007 Training Level Test 3

NO. \_\_\_\_\_

**CONDITIONS:**

Arena: Standard or Small  
 Average Time: 5:00 (Std.) or 4:00 (Small)  
 Maximum Possible Points: 250

**Purpose:** To confirm that the horse's muscles are supple and loose and that it moves freely forward in a clear and steady rhythm, accepting contact with the bit.

All trot work may be ridden sitting or rising, unless stated.  
 Halts may be through the walk.

Introduce: Stretching circle at trot, 10m half circle at trot.

*READER PLEASE NOTE: Anything in parentheses should not be read.*

		Coefficient			REMARKS
TEST	DIRECTIVE IDEAS	POINTS	↓	TOTAL	
1 A X	Enter working trot Halt, Salute Proceed working trot	Straightness on centerline, transitions, quality of halt and trot			
2 C E X	Track left Turn left Circle left 20m	Quality of turns at C and E, quality of trot, roundness of circle			
3 X B	Circle right 20m Turn right	Quality of trot, roundness of circle, quality of turn at B			
4 - A 5	Circle right 20m, developing right lead canter first quarter of circle				
4	(Score for transition)	Calmness and smoothness of depart			
5	(Score for circle)	Quality of canter, roundness of circle, straightness A to E			
6 E-B B	Half circle 20m, near centerline working trot Straight ahead	Quality of canter, trot and bend, balance and smoothness of transition, straightness B to A			
7 A	Medium walk	Quality of transition and medium walk			
8 K-B	Free walk	Quality of free walk, straightness, and transition	2		
9 B-M M	Medium walk Working trot	Quality of medium walk and working trot, transitions			
10-C 11	Circle left 20m, developing left lead canter first quarter of circle				
10	(Score for transition)	Calmness and smoothness of depart			
11	(Score for circle)	Quality of canter, roundness of circle, straightness C to E			
12 E-B B	Half circle 20m, near centerline working trot Straight ahead	Quality of canter, trot and bend, balance and smoothness of transition, straightness B to C			
13 C Before C	Circle left 20m, rising trot, allowing the horse to stretch forward and downward Shorten the reins	Quality of stretch over back, forward and downward into a light contact while maintaining balance and quality of trot	2		
14 E X G	Half circle 10m to X Straight ahead Halt, Salute	Quality of trot, quality and bend of half circle E-X, straightness on centerline, quality of transition and halt			
<i>Leave arena at A in walk on a long rein</i>					
<b>COLLECTIVE MARKS:</b>					
GAITS (freedom and regularity)			2		
IMPULSION (desire to move forward, elasticity of the steps, suppleness of the back, engagement of the hindquarters)			2		
SUBMISSION (attention and confidence, harmony, lightness and ease of movements, acceptance of the bridle, lightness of the forehead)			2		
RIDER (position and seat, correctness and effect of the aids)			3		
<b>FURTHER REMARKS:</b>					

Subtotal: \_\_\_\_\_  
 Errors: ( \_\_\_\_\_ )  
 Total Points: \_\_\_\_\_ (Max: 250)



UNITED STATES EQUESTRIAN  
FEDERATION, INC.

**2007 TRAINING LEVEL TEST 4**

---

Name of Competition

---

Date of Competition

---

Name and Number of Horse

---

Name of Rider

**FINAL SCORE**

---

Points

---

Percent

---

Name of Judge

---

Signature of Judge

## 2007 Training Level Test 4

NO. \_\_\_\_\_

**CONDITIONS:**

Arena: Standard or Small

Average Time: 5:00 (Std.) or 4:00 (Small)

Maximum Possible Points: 250

Purpose: To confirm that the horse's muscles are supple and loose and that it moves freely forward in a clear and steady rhythm, accepting contact with the bit.

All trot work may be ridden sitting or rising, unless stated.  
Halts may be through the walk.  
*READER PLEASE NOTE: Anything in parentheses should not be read.*

		Coefficient				
TEST	DIRECTIVE IDEAS	POINTS	↓	TOTAL	REMARKS	
1 A X	Enter working trot Halt, Salute Proceed working trot	Straightness on centerline, transitions, quality of halt and trot				
2 C MXXF	Track right One loop	Quality of turn at C, quality of trot, and changes of bending				
3	Between A & K Working canter right lead	Calmness and smoothness of depart, quality of canter				
4 E	Circle right 20m	Quality of canter, roundness of circle				
5 B-C C	Working canter Working trot	Quality of canter and trot, straightness E to C, balance and smoothness of transition				
6 M M-B	Medium walk Medium walk	Quality of transition and medium walk				
7 B-K K-A	Free walk Medium walk	Quality of free and medium walk, straightness and transitions	2			
8 A FXM	Working trot One loop	Balance and smoothness of transition, quality of trot and changes of bending				
9	Between C & H Working canter left lead	Calmness and smoothness of depart, quality of canter				
10 E	Circle left 20m	Quality of canter, roundness of circle				
11 E-A A	Working canter Working trot	Quality of canter and trot, straightness E to A, balance and smoothness of transition				
12 FXH	Change rein working trot	Quality of trot, straightness				
13 C  Before C	Circle right 20m rising trot, allowing the horse to stretch forward and downward Shorten the reins	Quality of stretch over back, forward and downward into a light contact while maintaining balance and quality of trot	2			
14 B X G	Half circle 10m to X Straight ahead Halt, Salute	Quality of trot, quality and bend of half circle B-X, straightness on centerline, quality of transition and halt				
<i>Leave arena at A in walk on a long rein</i>						
<b>COLLECTIVE MARKS:</b>						
GATS (freedom and regularity)			2			
IMPUSSION (desire to move forward, elasticity of the steps, suppleness of the back, engagement of the hindquarters)			2			
SUBMISSION (attention and confidence, harmony, lightness and ease of movements, acceptance of the bridle, lightness of the forehead)			2			
RIDER (position and seat, correctness and effect of the aids)			3			

FURTHER REMARKS:

Subtotal: \_\_\_\_\_  
Errors: ( \_\_\_\_\_ )  
Total Points: \_\_\_\_\_ (Max: 250)

<b>COLLECTIVE MARKS:</b>			
GAITS (freedom and regularity)		2	
IMPULSION (desire to move forward, elasticity of the steps, suppleness of the back, engagement of the hindquarters)		2	
SUBMISSION (attention and confidence, harmony, lightness and ease of movements, acceptance of the bridle, lightness of the forehand)		2	
RIDER (position and seat, correctness and effect of the aids)		3	
<b>FURTHER REMARKS:</b>			
<p>Subtotal: _____</p> <p>Errors: ( _____ )</p> <p>Total Points: _____ (Max: 300)</p>			



UNITED STATES EQUESTRIAN  
FEDERATION, INC.

2007 FIRST LEVEL TEST 1

\_\_\_\_\_  
Name of Competition

\_\_\_\_\_  
Date of Competition

\_\_\_\_\_  
Name and Number of Horse

\_\_\_\_\_  
Name of Rider

FINAL SCORE

\_\_\_\_\_  
Points

\_\_\_\_\_  
Percent

\_\_\_\_\_  
Name of Judge

\_\_\_\_\_  
Signature of Judge

# 2007 First Level Test 1

NO. \_\_\_\_\_

**CONDITIONS:**

Arena: Standard or Small

Average Time: 6:00 (Std.) or 5:00 (Small)

Maximum Possible Points: 300

Purpose: To confirm that the horse, in addition to the requirements of Training Level, has developed thrust (pushing power) and achieved a degree of balance and throughness.

All trot sitting unless stated otherwise.

Introduce: 15m circle in canter; lengthening of stride in trot.

READER PLEASE NOTE: Anything in parentheses should not be read.

Coefficient

	TEST	DIRECTIVE IDEAS	POINTS	↓	TOTAL	REMARKS
1	A X	Enter working trot Halt, Salute Proceed working trot	Straightness on centerline, quality of halt, trot, and transitions			
2	C E-X	Track left Half circle 10m returning to the track at H	Quality of turn at C, quality of trot, bend and size of figure			
3	B-X	Half circle 10m returning to the track at M	Quality of trot, bend and size of figure			
4	HXF F	Lengthen stride in trot, rising or sitting Working trot sitting	The lengthening of frame and stride, regularity of trot, balance and straightness, transitions			
5	A-C	3 loop serpentine width of arena	Quality of trot, bend, execution of figure	2		
6	C	Medium walk	Balance and smoothness of transition from trot, quality of medium walk			
7	M-E	Free walk	Quality of free walk and straightness	2		
8	E-F	Medium walk	Quality of medium walk and straightness			
9		(Transition from free walk to medium walk at E)	Submission to shortening the reins while maintaining rhythm, tempo, and activity of walk			
10	F A	Working trot Working canter right lead	Calmness and smoothness of transitions, quality of trot and canter			
11	E	Circle right 15m	Quality of canter, roundness and size of circle, bend, corners and straightness K-E and E-H			
12	MXX X	Change rein Working trot	Straightness, quality of canter and trot, balance and smoothness of transition			
13	K	Working canter left lead	Calmness and smoothness of depart, quality of canter			
14	B	Circle left 15m	Quality of canter, roundness and size of circle, bend, corners and straightness F-B and B-M			
15	HXF X	Change rein Working trot	Straightness, quality of canter and trot, balance and smoothness of transition			
16	KXM M	Lengthen stride in trot, rising or sitting Working trot sitting	The lengthening of frame and stride, regularity of trot, balance and smoothness of transitions			
17	C Before C C	Circle left 20m rising trot, allowing the horse to stretch forward and downward Shorten the reins Working trot sitting	Quality of stretch over back, forward and downward into a light contact while maintaining balance and quality of trot	2		
18	E X G	Half circle 10m to X Straight ahead Halt, Salute	Quality of trot, quality and bend of half circle E-X, straightness on centerline, quality of transition and halt			

Leave arena at A in walk on a long rein

<b>COLLECTIVE MARKS:</b>				
GAITS (freedom and regularity)		2		
IMPULSION (desire to move forward, elasticity of the steps, suppleness of the back, engagement of the hindquarters)		2		
SUBMISSION (attention and confidence, harmony, lightness and ease of movements, acceptance of the bridle, lightness of the forehead)		2		
RIDER (position and seat, correctness and effect of the aids)		3		
<b>FURTHER REMARKS:</b>				

Subtotal: \_\_\_\_\_  
 Errors: ( \_\_\_\_\_ )  
 Total Points: \_\_\_\_\_ (Max: 360)



UNITED STATES EQUESTRIAN  
 FEDERATION, INC.

2007 FIRST LEVEL TEST 2

\_\_\_\_\_  
 Name of Competition

\_\_\_\_\_  
 Date of Competition

\_\_\_\_\_  
 Name and Number of Horse

\_\_\_\_\_  
 Name of Rider

FINAL SCORE

\_\_\_\_\_  
 Points

\_\_\_\_\_  
 Percent

\_\_\_\_\_  
 Name of Judge

\_\_\_\_\_  
 Signature of Judge

## 2007 First Level Test 2

NO. \_\_\_\_\_

**CONDITIONS:**

Arena: Standard

Average Time: 6:00

Maximum Possible Points: 360

**Purpose:** To confirm that the horse, in addition to the requirements of Training Level, has developed thrust (pushing power) and achieved a degree of balance and throughness.

All trot sitting unless stated otherwise.

**Introduce:** Leg yield in trot and lengthening of stride in canter.

*READER PLEASE NOTE: Anything in parentheses should not be read.*

	TEST	DIRECTIVE IDEAS	POINTS	Coefficient	TOTAL	REMARKS
1	A X	Enter working trot Halt, Salute Proceed working trot	Straightness on centerline, quality of trot, halt and transitions			
2	C B E	Track right Turn right Turn left	Quality of turns at C, B and E, quality of trot, straightness between turns, bending			
3	A D-R	Down centerline Leg yield right	Straightness, balance, position, flow			
4	M	Working canter left lead	Calmness and smoothness of depart, quality of canter			
5	C	Circle left 15m	Roundness and size of circle, bend, quality of canter			
6	H-K	Lengthen stride in canter	The lengthening of frame and stride, regularity of canter, straightness			
7	Between K & A	Develop working canter	Balance and definition of transition, quality of canter			
8	FXH X	Change rein Working trot	Straightness, quality of canter and trot, balance and smoothness of transition			
9	MXK K	Lengthen stride in trot, rising or sitting Working trot sitting	The lengthening of frame and stride, regularity of trot, balance and straightness, transitions			
10	A	Halt, 5 seconds, proceed medium walk	Quality and immobility of halt, transitions from trot to halt and halt to walk, quality of medium walk			
11	F-S	Free walk	Quality of free walk and straightness	2		
12	SHC	Medium walk	Quality of medium walk			
13		(Transition from free walk to medium walk at S)	Submission to shortening the reins while maintaining rhythm, tempo, and activity of walk			
14	C	Working trot	Balance and smoothness of transition, quality of trot			
15	B	Circle right 20m rising trot, allowing the horse to stretch forward and downward Shorten the reins Working trot sitting	Quality of stretch over back, forward and downward into a light contact while maintaining balance and quality of trot	2		
16	A D-S	Down centerline Leg yield left	Straightness, balance, position, flow			
17	H	Working canter right lead	Calmness and smoothness of depart, quality of canter			
18	C	Circle right 15m	Roundness and size of circle, bend, quality of canter			
19	M-F	Lengthen stride in canter	The lengthening of frame and stride, regularity of canter, straightness	2		
20	Between F & A	Develop working canter	Balance and definition of transition, quality of canter			
21	KXM X	Change rein Working trot	Straightness, quality of canter and trot, balance and smoothness of transition			
22	HXF F	Lengthen stride in trot, rising or sitting Working trot sitting	The lengthening of frame and stride, regularity of trot, balance and straightness, transitions	2		
23	A X	Down centerline Halt, Salute	Quality of trot and turn at A, straightness on centerline, quality of transition and halt			

*Leave arena at A in walk on a long rein*

<b>COLLECTIVE MARKS:</b>				
GAITS (freedom and regularity)		2		
IMPULSION (desire to move forward, elasticity of the steps, suppleness of the back, engagement of the hindquarters)		2		
SUBMISSION (attention and confidence, harmony, lightness and ease of movements, acceptance of the bridle, lightness of the forehand)		2		
RIDER (position and seat, correctness and effect of the aids)		3		
<b>FURTHER REMARKS:</b>				

Subtotal: \_\_\_\_\_

Errors: ( \_\_\_\_\_ )

Total Points: \_\_\_\_\_ (Max: 350)



UNITED STATES EQUESTRIAN  
FEDERATION, INC.

2007 FIRST LEVEL TEST 3

\_\_\_\_\_  
Name of Competition

\_\_\_\_\_  
Date of Competition

\_\_\_\_\_  
Name and Number of Horse

\_\_\_\_\_  
Name of Rider

FINAL SCORE

\_\_\_\_\_  
Points

\_\_\_\_\_  
Percent

\_\_\_\_\_  
Name of Judge

\_\_\_\_\_  
Signature of Judge

## 2007 First Level Test 3

NO. \_\_\_\_\_

**CONDITIONS:**

Arena: Standard

Average Time: 6:30

Maximum Possible Points: 350

**Purpose:** To confirm that the horse, in addition to the requirements of Training Level, has developed thrust (pushing power) and achieved a degree of balance and throughness.

All trot sitting unless stated otherwise.

Introduce: Change of lead through trot.

*READER PLEASE NOTE: Anything in parentheses should not be read.*

Coefficient

	TEST	DIRECTIVE IDEAS	POINTS	↓	TOTAL	REMARKS
1	A X	Enter working trot Halt, Salute Proceed working trot	Straightness on centerline, quality of trot, halt and transitions			
2	C E-X	Track left Half circle left 10m	Quality of turn at C, quality of trot, bend and size of figure			
3	X-B	Half circle right 10m	Quality of trot, bend and size of figure			
4	V-I	Leg yield right	Balance, position, flow, straightness on centerline	2		
5	C MXX K	Track right Lengthen stride in trot, rising or sitting Working trot sitting	Quality of turn at C, the lengthening of frame and stride, regularity of trot, balance and straightness, transitions			
6	P-I	Leg yield left	Balance, position, flow, straightness on centerline	2		
7	C HXF F	Track left Lengthen stride in trot, rising or sitting Working trot	Quality of turn at C, the lengthening of frame and stride, regularity of trot, balance and straightness, transitions			
8	A A-K	Halt 5 seconds Proceed medium walk Medium walk	Quality and immobility of halt, transition from trot to halt and halt to walk, quality of medium walk			
9	K-B	Free walk	Quality of free walk and straightness	2		
10	B-H	Medium walk	Quality of medium walk and straightness			
11		(Transition from free walk to medium walk at B)	Submission to shortening the reins while maintaining rhythm, tempo, and activity of walk			
12	H C	Working trot Working canter right lead	Quality of trot and canter, calmness and smoothness of transitions			
13	R	Circle right 15m	Quality of canter, roundness and size of circle, bend	2		
14	R-F	Lengthen stride in canter	The lengthening of frame and stride, regularity of canter, straightness, transition			
15	F	Working canter	Balance and definition of transition, quality of canter			
16	KXM	Change rein, at X change of lead through trot	Quality of canter and trot, balance and smoothness of transitions, straightness			
17	S	Circle left 15m	Quality of canter, roundness and size of circle, bend	2		
18	S-K	Lengthen stride in canter	The lengthening of frame and stride, regularity of canter, straightness, transition			
19	K	Working canter	Balance and definition of transition, quality of canter			
20	FXH X	Change rein Working trot	Quality of canter and trot, balance and smoothness of transition, straightness			
21	B X G	Half circle 10m to X Straight ahead Halt, Salute	Quality of trot, quality and bend of half circle B-X, straightness on centerline, quality of transition and halt			

*Leave arena at A in walk on a long rein*

**COLLECTIVE MARKS:**

GAITS (freedom and regularity)	2		
IMPULSION (desire to move forward, elasticity of the steps, suppleness of the back, engagement of the hindquarters)	2		
SUBMISSION (attention and confidence, harmony, lightness and ease of movements, acceptance of the bridle, lightness of the forehead)	2		
RIDER (position and seat, correctness and effect of the aids)	3		

**FURTHER REMARKS:**

Subtotal: \_\_\_\_\_

Errors: ( \_\_\_\_\_ )

Total Points: \_\_\_\_\_ (Max: 380)



**UNITED STATES EQUESTRIAN  
FEDERATION, INC.**

**2007 FIRST LEVEL TEST 4**

\_\_\_\_\_  
Name of Competition

\_\_\_\_\_  
Date of Competition

\_\_\_\_\_  
Name and Number of Horse

\_\_\_\_\_  
Name of Rider

**FINAL SCORE**

\_\_\_\_\_  
Points

\_\_\_\_\_  
Percent

\_\_\_\_\_  
Name of Judge

\_\_\_\_\_  
Signature of Judge

## 2007 First Level Test 4

NO. \_\_\_\_\_

**CONDITIONS:**

Arena: Standard

Average Time: 6:30

Maximum Possible Points: 380

**Purpose:** To confirm that the horse, in addition to the requirements of Training Level, has developed thrust (pushing power) and achieved a degree of balance and thoroughness.

All trot sitting unless stated otherwise.

Introduce: 10m circle at trot; counter canter.

*READER PLEASE NOTE: Anything in parentheses should not be read.*

	TEST	DIRECTIVE IDEAS	POINTS	Coefficient	TOTAL	REMARKS
1	A X	Enter working trot sitting Halt, Salute Proceed working trot	Straightness on centerline, quality of trot, halt and transitions			
2	C MXX K	Track right Lengthen stride in trot, rising or sitting Working trot	Quality of turn at C, the lengthening of frame and stride, regularity of trot, balance and straightness, transitions			
3	A L	Down centerline Circle left 10m	Straightness on centerline, quality of trot, bend and balance, roundness and size of circle			
4	X-M	Leg yield right	Straightness, balance, position, flow	2		
5	HXF F	Lengthen stride in trot, rising or sitting Working trot	The lengthening of frame and stride, regularity of trot, balance and straightness, transitions			
6	A L	Down centerline Circle right 10m	Straightness on centerline, quality of trot, bend and balance, roundness and size of circle			
7	X-H	Leg yield left	Straightness, balance, position, flow	2		
8	C	Medium walk	Balance and smoothness of transition from trot, quality of medium walk			
9	M-V V-K	Free walk Medium walk	Quality of free and medium walks, straightness	2		
10		(Transitions from medium walk to free walk and free walk to medium walk)	Submission to shortening the reins while maintaining rhythm, tempo, and activity of walk			
11	K A	Working trot Working canter left lead	Quality of trot and canter, calmness and smoothness of transitions			
12	A	Circle left 15m	Quality of canter, roundness and size of circle, bend			
13	F-M	Lengthen stride in canter	The lengthening of frame and stride, regularity of canter, balance and straightness			
14	M	Working canter	Balance and definition of transition, quality of canter			
15	HKK	One loop maintaining the left lead	Quality of canter, balance, execution of figure	2		
16	FXH X	Change rein Change of lead through trot	Quality of canter and trot, balance and smoothness of transitions, straightness			
17	C	Circle right 15m	Quality of canter, roundness and size of circle, bend			
18	M-F	Lengthen stride in canter	The lengthening of frame and stride, regularity of canter, balance and straightness			
19	F	Working canter	Balance and definition of transition, quality of canter			
20	KXH	One loop maintaining the right lead	Quality of canter, balance, execution of figure	2		
21	M-E I	Change rein Working trot	Quality of canter and trot, balance and smoothness of transition, straightness			
22	V Before V V	Circle left 20m rising trot, allowing the horse to stretch forward and downward Shorten the reins Working trot sitting	Quality of stretch over back, forward and downward into a light contact while maintaining balance and quality of trot	2		
23	A X	Down centerline Halt, Salute	Quality of trot and turn at A, straightness on centerline, quality of transition and halt			

*Leave arena at A in walk on a long rein*

<b>COLLECTIVE MARKS:</b>				
GAITS (freedom and regularity)		2		
IMPULSION (desire to move forward, elasticity of the steps, suppleness of the back, engagement of the hindquarters)		2		
SUBMISSION (attention and confidence, harmony, lightness and ease of movements, acceptance of the bridle, lightness of the forehead)		2		
RIDER (position and seat, correctness and effect of the aids)		3		
<b>FURTHER REMARKS:</b>				

Subtotal: \_\_\_\_\_

Errors: ( - ) \_\_\_\_\_

Total Points: \_\_\_\_\_ (Max: 380)



UNITED STATES EQUESTRIAN  
FEDERATION, INC.

2007 SECOND LEVEL TEST 1

\_\_\_\_\_  
Name of Competition

\_\_\_\_\_  
Date of Competition

\_\_\_\_\_  
Name and Number of Horse

\_\_\_\_\_  
Name of Rider

FINAL SCORE

\_\_\_\_\_  
Points

\_\_\_\_\_  
Percent

\_\_\_\_\_  
Name of Judge

\_\_\_\_\_  
Signature of Judge

## 2007 Second Level Test 1

**NO.**

**CONDITIONS:**  
 Arena: Standard  
 Average Time: 6:00  
 Maximum Possible Points: 380

**Purpose:** To confirm that the horse, having demonstrated that it has achieved the thrust (pushing power) required in First Level, now shows that through additional training it accepts more weight on the hindquarters (collection), shows the uphill tendency required at the medium gaits and is reliably on the bit. A greater degree of straightness, bending, suppleness, throughness, balance and self-carriage is required than at First Level.

**Introduce:** 10m circle at canter; medium gaits; shoulder-in; simple change and rein back.

**READER PLEASE NOTE:** Anything in parentheses should not be read.

	TEST	DIRECTIVE IDEAS	POINTS	Coefficient		REMARKS
				↓	TOTAL	
1 A X	Enter collected trot Halt, Salute Proceed collected trot	Straightness on centerline, quality of trot, halt and transitions				
2 C HXXF F	Track left Medium trot Collected trot	Quality of turn at C, the lengthening of frame and stride, regularity of trot, uphill balance and straightness				
3	(Transitions at H and F)	Balance and definition of transitions				
4 K	Circle right 10m	Quality of trot, bend and balance, roundness and size of circle				
5 K-E E	Shoulder-in right Turn right	Quality of trot, the angle and bend, balance and collection, quality of turn at E	2			
6 B B-M	Turn left Shoulder-in left	Quality of turn at B, quality of trot, the angle and bend, balance and collection	2			
7 M	Circle left 10m	Quality of trot, bend and balance, roundness and size of circle				
8 C	Halt, rein back 3 to 4 steps, proceed medium walk	Quality and immobility of halt, willingness of rein back, transitions				
9 C-H	Medium walk	Quality of medium walk				
10 H-P P-F	Free walk Medium walk	Quality of free and medium walks, straightness, transitions	2			
11 Before F F	Shorten the stride in walk Collected canter right lead	Regularity of walk in shortening of stride, calmness and smoothness of depart, quality of canter				
12 A-C	Serpentine three equal loops width of arena, no change of lead	Quality of canter and counter canter, balance and geometry of serpentine				
13 M-E Between quarterline & E	Change rein Simple change of lead	Straightness from M to E, quality of canter and walk, calmness, balance and straightness of transitions	2			
14 V	Circle left 10m	Quality of canter, bend and balance, roundness and size of circle				
15 F-R R	Medium canter Collected canter	The lengthening of frame and stride, regularity of canter, uphill balance and straightness				
16	(Transitions at F and R)	Balance and definition of transitions				
17 C-A	Serpentine three equal loops width of arena, no change of lead	Quality of canter and counter canter, balance and geometry of serpentine				
18 F-E Between quarterline & E	Change rein Simple change of lead	Straightness from F to E, quality of canter and walk, calmness, balance and straightness of transitions	2			
19 S	Circle right 10m	Quality of canter, bend and balance, roundness and size of circle				
20 M-P P	Medium canter Collected canter	The lengthening of frame and stride, regularity of canter, uphill balance and straightness				
21	(Transitions at M and P)	Balance and definition of transitions				
22 A KXM M	Collected trot Medium trot Collected trot	The lengthening of frame and stride, regularity of trot, uphill balance and straightness				
23	(Transitions at K and M)	Balance and definition of transitions				
24 E X G	Turn left Turn left Halt, Salute	Quality of trot and turns at E and X, straightness on centerline, quality of transition and halt				

*Leave arena at A in walk on a long rein*

**COLLECTIVE MARKS:**

GAITS (freedom and regularity)	2		
IMPULSION (desire to move forward, elasticity of the steps, suppleness of the back, engagement of the hindquarters)	2		
SUBMISSION (attention and confidence, harmony, lightness and ease of movements, acceptance of the bridle, lightness of the forehead)	2		
RIDER (position and seat, correctness and effect of the aids)	3		

**FURTHER REMARKS:**

**Subtotal:** \_\_\_\_\_

**Errors:** ( - ) \_\_\_\_\_

**Total Points:** \_\_\_\_\_ (Max: 370)



**UNITED STATES EQUESTRIAN  
FEDERATION, INC.**

**2007 SECOND LEVEL TEST 2**

\_\_\_\_\_  
Name of Competition

\_\_\_\_\_  
Date of Competition

\_\_\_\_\_  
Name and Number of Horse

\_\_\_\_\_  
Name of Rider

**FINAL SCORE**

\_\_\_\_\_  
Points

\_\_\_\_\_  
Percent

\_\_\_\_\_  
Name of Judge

\_\_\_\_\_  
Signature of Judge

## 2007 Second Level Test 2

**NO.**

**CONDITIONS:**

Arena: Standard

Average Time: 5:00

Maximum Possible Points: 370

Purpose: To confirm that the horse, having demonstrated that it has achieved the thrust (pushing power) required in First Level, now shows that through additional training it accepts more weight on the hindquarters (collection), shows the uphill tendency required at the medium gaits and is reliably on the bit. A greater degree of straightness, bending, suppleness, throughness, balance and self-carriage is required than at First Level.

Introduce: Travers.

*READER PLEASE NOTE: Anything in parentheses should not be read.*

Coefficient

	TEST	DIRECTIVE IDEAS	POINTS	↓	TOTAL	REMARKS
1	A X	Enter collected trot Halt, Salute Proceed collected trot	Straightness on centerline, quality of trot, halt and transitions			
2	C MXX K	Track right Medium trot Collected trot	Quality of turn at C, the lengthening of frame and stride, regularity of trot, uphill balance and straightness			
3		(Transitions at M and K)	Balance and definition of transitions			
4	F-B Before B B	Travers left Straighten Turn left	Quality and regularity of trot, the angle and bend, balance and collection, straightness before turn at B			
5	E E-H Before H	Turn right Travers right Straighten	Quality and regularity of trot, the angle and bend, balance and collection, straightness before H			
6	C	Halt, rein back 3 to 4 steps, proceed medium walk	Quality and immobility of halt, willingness of rein back, transitions	2		
7	C-M	Medium walk	Quality of medium walk			
8	MXX	Free walk	Quality of free walk, straightness, transition	2		
9	F-A	Medium walk	Quality of medium walk			
10	Before A A	Shorten the stride in walk Collected canter right lead	Regularity of walk in the shortening of stride, calmness and smoothness of depart, quality of canter			
11	V	Circle right 10m	Quality of canter, bend and balance, roundness and size of circle	2		
12	E X B	Turn right Simple change of lead Turn left	Quality of turns at E and B, quality of canter and walk, calmness, balance and straightness of transitions	2		
13	R	Circle left 10m	Quality of canter, bend and balance, roundness and size of circle	2		
14	H-K K	Medium canter Collected canter	The lengthening of frame and stride, regularity of canter, uphill balance and straightness			
15		(Transitions at H and K)	Balance and definition of transitions			
16	F-E E-H	Change rein Counter canter	Quality and balance of canter and counter canter, straightness			
17	H	Simple change of lead	Quality of canter and walk, calmness, balance and straightness of transitions			
18	M-F F	Medium canter Collected canter	The lengthening of frame and stride, regularity of canter, uphill balance and straightness			
19		(Transitions at M and F)	Balance and definition of transitions			
20	K-B B-M M	Change rein Counter canter Collected trot	Quality and balance of canter and counter canter, straightness, balance of transition, quality of trot			
21	HXF F	Medium trot Collected trot	The lengthening of frame and stride, regularity of trot, uphill balance and straightness			
22		(Transitions at H and F)	Balance and definition of transitions			
23	A X	Down centerline Halt, Salute	Quality of trot and turn at A, straightness on centerline, quality of transition and halt			

*Leave arena at A in walk on a long rein*