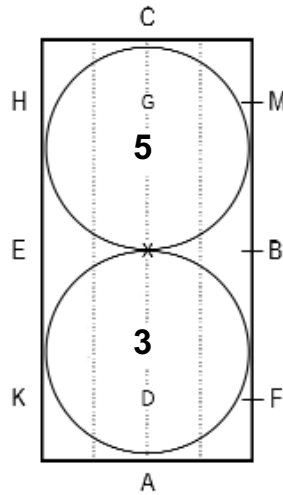


Diagram of Arena for Introductory Level Test A

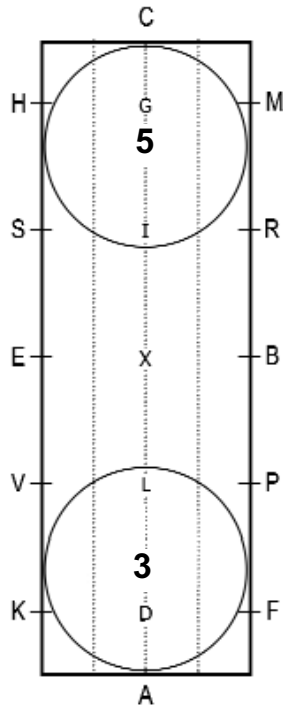
SMALL ARENA (20 meters x 40 meters)

movement 3, 5



LARGE ARENA (20 meters x 60 meters)

movement 3, 5

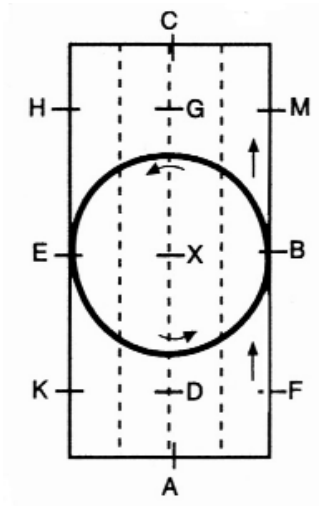


Heavy lines show the pattern to be ridden. Thinner, dashed lines should not be ridden and are pictured only to show the size and shape of arcs in the figures.

Diagram of Arena for Introductory Level Test B

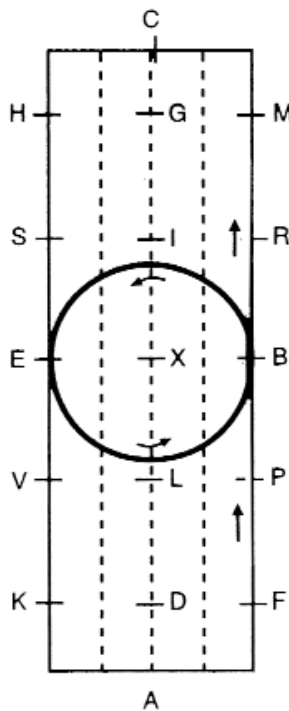
SMALL ARENA (20 meters x 40 meters)

movement 3, 8



LARGE ARENA (20 meters x 60 meters)

movement 3, 8

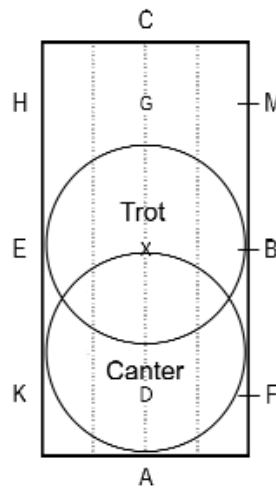


Heavy lines show the pattern to be ridden. Thinner, dashed lines should not be ridden and are pictured only to show the size and shape of arcs in the figures.

Diagram of Arena for Introductory Level Test C

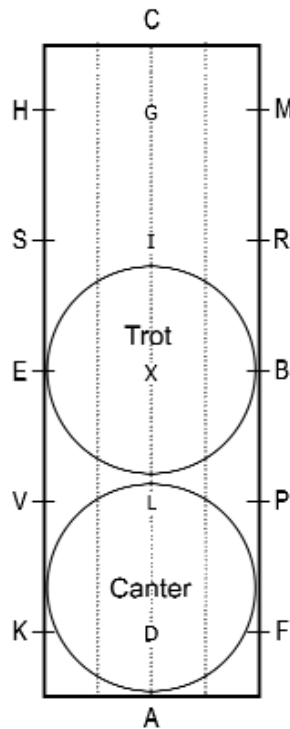
SMALL ARENA (20 meters x 40 meters)

movement 3, 4, 7, 8



LARGE ARENA (20 meters x 60 meters)

movement 3, 4, 7, 8



Heavy lines show the pattern to be ridden. Thinner, dashed lines should not be ridden and are pictured only to show the size and shape of arcs in the figures.